

PTQ Friendship Block #116

Due: Christmas Party on 12-13-2022

From Judy Hopkins 501 Rotary-Cut Quilt Blocks


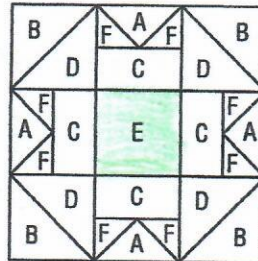

Your block will measure 9 1/2"

Block will finish in the quilt at 9"

BIG T

6-Unit Grid

Color Illustration: page 12



FINISHED BLOCK SIZE

Single dimensions in the cutting chart indicate the size of the cut square (3" = 3" x 3").

FOR 1 BLOCK:

| | | 4 1/2" | 6" | 7 1/2" | 9" | 10 1/2" | 12" |
|-------|------|-------------|-----------------|-------------|-------------|-------------|-----------------|
| Light | A: 1 | 2 3/4" | 3 1/4" | 3 3/4" | 4 1/4" | 4 3/4" | 5 1/4" |
| | B: 2 | 2 3/8" | 2 7/8" | 3 3/8" | 3 7/8" | 4 3/8" | 4 7/8" |
| | C: 4 | 1 1/4" x 2" | 1 1/2" x 2 1/2" | 1 3/4" x 3" | 2" x 3 1/2" | 2 1/4" x 4" | 2 1/2" x 4 1/2" |
| Dark | D: 2 | 2 3/8" | 2 7/8" | 3 3/8" | 3 7/8" | 4 3/8" | 4 7/8" |
| | E: 1 | 2" | 2 1/2" | 3" | 3 1/2" | 4" | 4 1/2" |
| | F: 4 | 1 5/8" | 1 7/8" | 2 1/8" | 2 3/8" | 2 5/8" | 2 7/8" |

Try this: Reverse the lights and darks in every other block.

Light: Use white, white tonal or black prints on white.

Dark: Black, black tonal, or white prints on black.

I'm good with breaking the lights or darks or both into 3 variations.

Example: : Light A: Tiny black dot on white.

B: Solid white or tonal white.

C: Black handwriting on white.

DO NOT SIGN I will have you sign my label when you return a block. Please put your name in the bag to ID.

Thank You! Sheila Frey Home: 715-443-2039 Cell: 715-470-3584